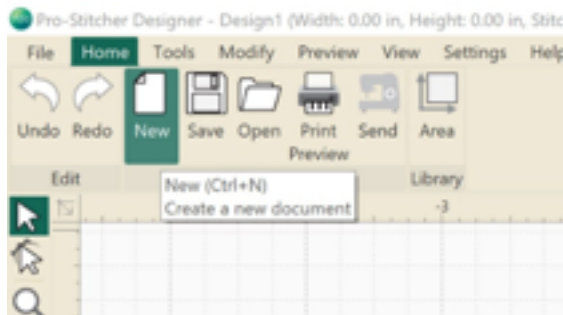
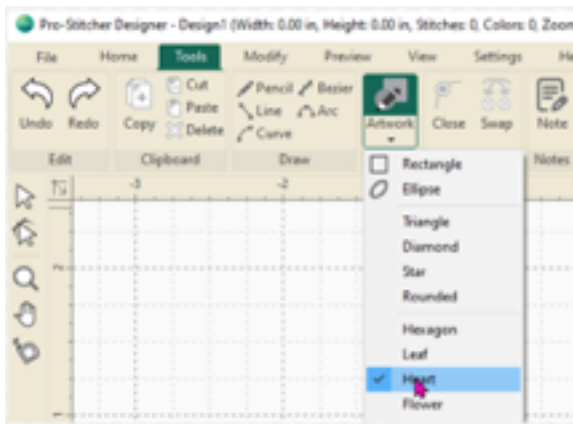


Manipulate a simply drawn artwork shape (heart) to create unique reflect designs.

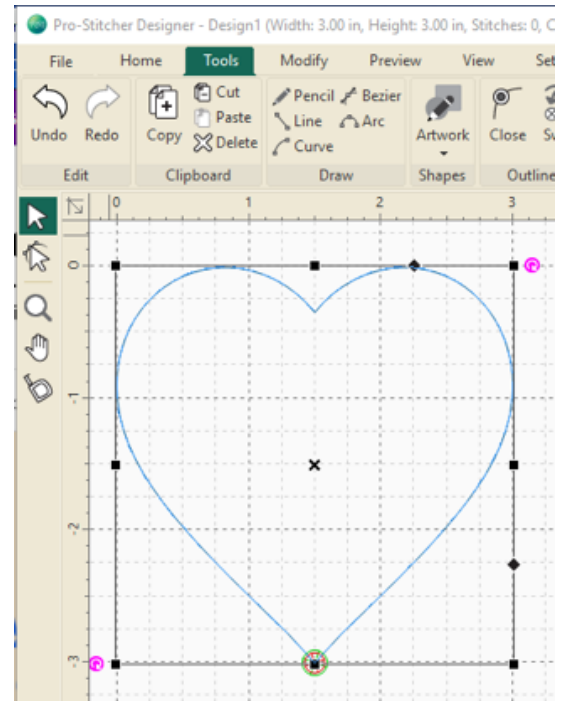
- Open a **new design** page.



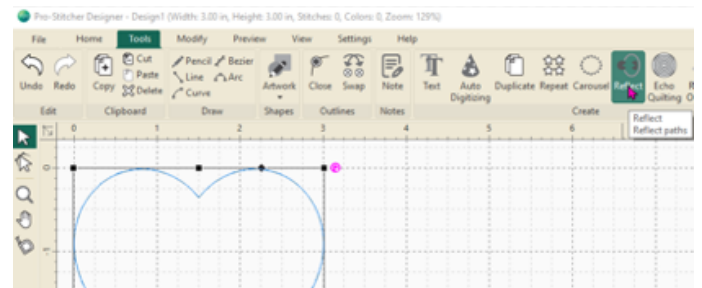
- Click **Tools** Tab. Click **Artwork**. Select **Heart**.



- Click and **drag** to draw a large heart 3" wide and 3" tall.
- Click the **Select** tool to select the heart.



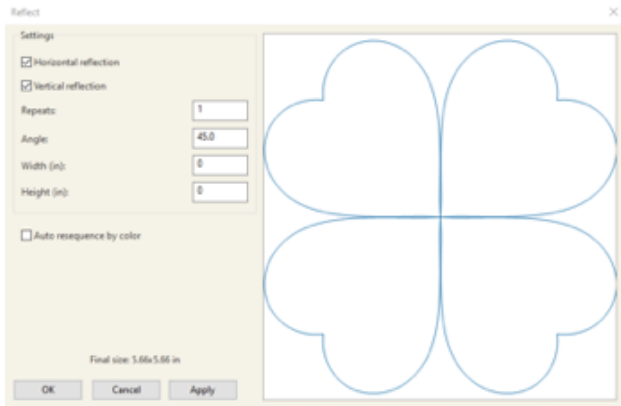
- Select the **Tools** tab. Select Reflect from the ribbon.



- In the Reflect Settings pop up window, play with all the variables. The **Undo** button is always there for you in the upper left hand corner.

## To achieve the design in this tutorial:

- Change the angle to 45. Click Apply. Click **OK**.



Try other angles, repeats and adjust the width and height to see what other designs you can create!

Other angles to try: 135, 225, 315

